

Z-Selective Metathesis Homocoupling of 1,3-Dienes by Molybdenum and Tungsten Monoaryloxy Pyrrolide (MAP) Complexes

Erik M. Townsend,[‡] Richard R. Schrock,^{*,‡} and Amir H. Hoveyda[†]

[‡]Department of Chemistry 6-331, Massachusetts Institute of Technology, Cambridge, Massachusetts 02139, United States

[†]Department of Chemistry, Merckert Chemistry Center, Boston College, Chestnut Hill, Massachusetts 02467, United States

S Supporting Information

ABSTRACT: Molybdenum or tungsten monoaryloxy pyrrolide (MAP) complexes that contain OHIPT as the aryloxy (hexaisopropylterphenoxide) are effective catalysts for homocoupling of simple (*E*)-1,3-dienes to give (*E,Z,E*)-trienes in high yield and with high *Z* selectivities. A vinylalkylidene MAP species was shown to have the expected *syn* structure in an X-ray study. MAP catalysts that contain OHMT (hexamethylterphenoxide) are relatively inefficient.

Olefin metathesis cross couplings that involve a 1,3-diene as one of the partners are relatively rare,^{1–3} while *homocoupling* of 1,3-dienes is limited to a single report in which a classical heterogeneous Re catalyst was employed;⁴ complex mixtures were formed, apparently as a consequence of internal double bonds eventually being attacked. Homocoupling of 1,3-dienes would be possible only if a catalyst were employed that reacted selectively with terminal C=C bonds over internal C=C bonds. Molybdenum and tungsten monoaryloxy pyrrolide (MAP) imido alkylidene complexes in which the aryloxy is relatively sterically demanding⁵ have been shown to be highly *Z*-selective in a variety of circumstances as a consequence of limiting metallacyclobutane intermediates to those in which any substituents must point away from the imido ligand.⁶ Since slow secondary metathesis reactions of internal olefins in the homocoupled product of a terminal olefin is a required feature of *Z*-selective metathesis, we turned to an examination of MAP catalysts for homocoupling of simple 1,3-dienes. MAP catalysts also have been shown to react selectively (by a factor of 30–40⁷) with *cis* double bonds over *trans* double bonds in ethenolysis reactions. Therefore, *Z*-selective homocoupling of (*E*)-1,3-dienes to give (*E,Z,E*)-trienes would appear to have the highest probability of success.

A 14 electron vinylalkylidene complex is a required intermediate in homocoupling of 1,3-dienes. Known examples of Mo vinylalkylidene complexes either do not have a proton on C1 in the alkylidene,^{8a} are bimetallic,^{8b} are proposed intermediates in polymerization of 1,6-heptadiene derivatives,^{8c–f} or have a donor ligand coordinated to the metal.^{9,10} Concerns also have been raised in the literature^{9,11,12} that a metallacyclobutene may be the preferred form of a vinylalkylidene, a circumstance that might limit the rate or outcome of metathesis reactions that require a vinylalkylidene intermediate. For all of the above reasons, we first wanted to show that an authentic 14 electron Mo or W vinylalkylidene MAP complex can be prepared.

Treatment of Mo(NAr)(CHCMe₃)(Me₂Pyr)(OHMT) (Ar = 2,6-*i*-Pr₂C₆H₃; Me₂Pyr = 2,5-dimethylpyrrolide; OHMT = 2,6-dimesitylphenoxide) with excess (*E*)-1,3-pentadiene in pentane

followed by removal of pentane, excess diene, and *t*-butylethylene yielded a solid that was ~95% Mo(NAr)(CHCHCHCH₃)-(Me₂Pyr)(OHMT) (**1a**; eq 1), according to ¹H NMR studies. Unfortunately, **1a** could not be separated from alkylidene impurities that were likely the result of cleavage of internal double bond(s) of the diene. In contrast, treatment of Mo(NAr)(CHCMe₃)(Me₂Pyr)(OHMT) with excess 4-methyl-1,3-pentadiene followed by a similar workup yielded pure Mo(NAr)(CHCHCMe₂)(Me₂Pyr)(OHMT) (**1b**). Both **1a** and **1b** are stable at room temperature in the solid state and in solution in a nitrogen atmosphere. An X-ray structure of **1b** (Figure 1) showed it to contain the expected *syn*-vinylalkylidene.

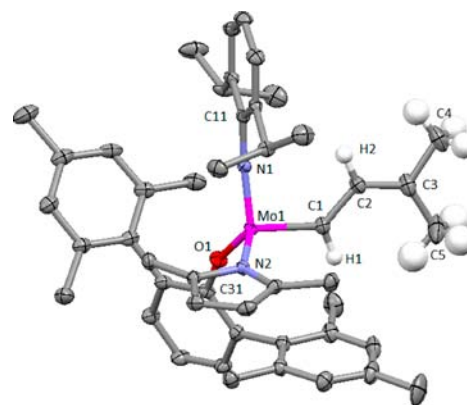
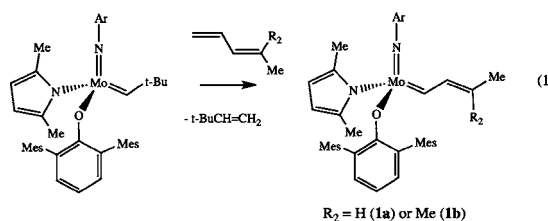


Figure 1. Drawing of the structure of **1b**. Selected bond lengths (Å) and angles (°): Mo1–C1 1.9120(14), C1–C2 1.447(2), C2–C3 1.351(2), C3–C2–C1 127.77(15), C2–C3–C4 120.41(16). (Only alkylidene protons are shown.)

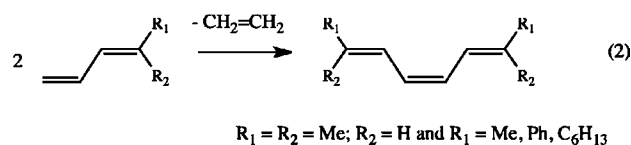
The similarity of the NMR spectra of **1b** and **1a** suggest that the structure of **1a** is analogous to that of **1b**. Therefore, 14 electron vinylalkylidenes are viable in sterically crowded MAP complexes.



Received: April 3, 2012

Published: June 26, 2012

We then turned to an exploration of $M(NR)(CHCMe_2Ph)(C_4H_4N)(OR')$ and $M(NR)(CH_2CH_2CH_2)(C_4H_4N)(OR')^*$ catalysts ($M = Mo$ or W) for homocoupling substrates **A–D** (Figure 2; $Ar' = 2,6-Me_2C_6H_3$) under dinitrogen. The *Z* and *E*



Cat	M	R	OR'	Substrates
2*	Mo	Ar	OHIPT	A
3	Mo	Ar'	OHIPT	B
4*	W	Ar	OHIPT	C
5*	W	Ar'	OHIPT	D
6	Mo	Ar	OHMT	
7	Mo	Ar'	OHMT	
8	W	Ar	OHMT	
9	W	Ar'	OHMT	

Figure 2. $M(NR)(CHCMe_2Ph)(C_4H_4N)(OR')$ and $M(NR)(CH_2CH_2CH_2)(C_4H_4N)(OR')^*$ catalysts employed for homocoupling of **A–D** ($Ar = 2,6-i-Pr_2C_6H_3$, $Ar' = 2,6-Me_2C_6H_3$).

homocoupled products for each substrate (eq 2) were characterized by isolation of independent samples, comparison with literature reports, and/or comparison to closely related compounds.¹³ The first experiments focused on alkylidene (**3**) or metallacyclobutane (**2***, **4***, **5***) complexes that contain the bulky OHIPT aryloxide ligand (HIPT = 2,6-(2,4,6-*i*-Pr₃C₆H₂)₂C₆H₃) with substrates **A** and **B** (Table 1). Reactions were run with 5 mol % catalyst in C₆D₆ in a sealed NMR tube. The resulting *Z* selectivities are generally quite high, with some deterioration over time with **B** as the substrate and **2*** or **3** as the catalyst. These two experiments also were the only ones in which appreciable side products (10–25%) were formed. Yields were limited by the buildup of ethylene in the closed reaction system, which has been proposed to lead to catalyst decomposition in some circumstances.¹⁴ Catalysts **2*** and **3** appeared to become inactive between 2 and 10 h. Ethylene buildup also limited the rate and yields in experiments involving *W* catalysts (**4*** and **5***), since unsubstituted tungstacycles are so much more stable toward loss of ethylene than the analogous molybdacycles and much of the catalyst therefore remains in the unreactive metallacyclobutane MAP complexes in which the aryloxide is a sterically demanding 2,6-terphenoxide can be especially stable toward loss of ethylene.¹⁵ A separate experiment showed that **4** was still observable after 14 days in the presence of **A**, with conversion to product only slowly increasing during this time.

Reactions were run in loosely capped vials employing relatively nonvolatile substrates (**C** and **D**). The results in Table 2 are similar to those in Table 1 in terms of selectivity, with substrate **D** yielding results similar to those for **B**, and **C** yielding results similar to those for **A**. An open vessel leads to a higher yield of product because ethylene can escape and catalyst decomposition is minimized. The catalysts generally are able to produce a relatively high yield of product before becoming inactive. A sample of substrate **C** that was >98%*Z* was isolated in 88% yield (see Supporting Information), although it had isomerized to a 3:1 (*E,Z,E*):(*E,E,E*) mixture during isolation, most likely as a consequence of exposure to light.¹⁶

The OHIPT catalysts (**2***, **3**, **4***, **5***) were compared with the analogous OHMT catalysts (**6**, **7**, **8**, **9**; Table 3; HMT = 2,6-(2,4,6-*Me*₃C₆H₂)₂C₆H₃) under the same conditions in order to assess the importance of the more sterically demanding OHIPT ligand versus the OHMT ligand. Catalysts that contain the OHMT ligand performed much more poorly in general than those that contain the OHIPT ligand. In most cases, the *Z* content was modest (40–70%) and significant amounts of side products were formed. The yields generally remained high except in the cases where a significant percentage of side products were formed.

Some trends can be identified upon inspection of the data presented above. First, *Mo* catalysts tend to produce higher yields than their *W* analogs in a given period of time. However, tungsten catalysts appear to be more stable under ethylene than molybdenum catalysts and therefore can produce higher yields eventually. Second, a generally more reactive *Mo* catalyst produces more side products than an analogous *W* catalyst. Chemoselectivity also depends on the substrate structure; substituted substrates **A** and **C** are less prone to form side products than substrates **B** and **D**. Third, OHIPT complexes are uniformly more *Z*-selective than the analogous OHMT complexes. Fourth, OHIPT complexes also are more chemoselective for terminal double bonds than OHMT complexes. Finally, catalysts that contain the *NAr* ligand generally show higher chemoselectivity than those that contain the *NAr'* ligand.

We conclude that vinylalkylidene MAP complexes, at least those formed in the systems explored here, are well-behaved intermediates in the homometathesis coupling of selected (*E*)-1,3-dienes. With the proper choice of MAP catalyst, (*E*)-1,3-dienes can be homocoupled to give symmetric (*E,Z,E*)-trienes with high chemoselectivity and *Z* selectivity. Catalysts that contain the

Table 1. Homocoupling of Substrates **A** and **B** with OHIPT Catalysts^a

cat	sub	time (h)	%conv	%yield ^b	% <i>Z</i> ^b	%side product ^b
2*	A	2/10/24	50/59/59	50/59/59	>98/97/96	<2/<2/<2
2*	B	2/10/24	60/62/65	43/43/40	84/87/88	17/19/25
3	A	2/10/24	60/65/65	60/65/65	>98/97/97	<2/<2/<2
3	B	2/10/24	56/58/58	47/50/49	89/87/87	9/8/9
4*	A	2/10/24	7/14/20	7/14/20	>98/>98/96	<2/<2/<2
4*	B	2/10/24	7/21/32	7/21/32	>98/97/98	<2/<2/<2
5*	A	2/10/24	17/28/35	17/28/35	>98/98/98	<2/<2/<2
5*	B	2/10/24	24/38/42	24/38/42	>98/>98/>98	<2/<2/<2

^a0.01 mmol catalyst (5 mol %) in ~0.75 mL C₆D₆ in a sealed NMR tube. ^bDetermined by ¹H NMR spectroscopy of the reaction mixtures.

Table 2. Homocoupling of Substrates C and D with OHIPT Catalysts^a

cat	sub	time (h)	%conv	%yield ^b	%Z ^b	%side product ^b
2*	C	2/10/24	87/98/>98	87/98/>98	>98/>98/>98	<2/<2/<2
2*	D	2/10/24	83/91/91	77/85/85	92/92/91	6/6/6
3	C	2/10/24	85/96/96	72/89/89	>98/>98/>98	13/7/7
3	D	2/10/24	82/94/96	65/72/72	89/83/81	17/22/24
4*	C	2/10/24	33/93/98	33/93/98	>98/>98/93	<2/<2/<2
4*	D	2/10/24	37/74/75	37/74/75	^c /97/98	<2/<2/<2
5*	C	2/10/24	72/97/98	72/97/98	>98/>98/>98	<2/<2/<2
5*	D	2/10/24	72/88/88	72/88/88	96/97/96	<2/<2/<2

^a0.01 mmol catalyst (5 mol %) in ~1.5 mL C₆D₆, loosely capped vial. ^bDetermined by ¹H NMR spectroscopy of the reaction mixtures. ^cZ content not determined.

Table 3. Homocoupling of Substrates C and D with OHMT Catalysts^a

cat	sub	time (h)	%conv	%yield ^b	%Z ^b	%side product ^b
6	C	2/10/24	86/95/>98	75/89/94	64/64/59	11/6/6
6	D	2/10/24	85/96/97	47/52/52	47/41/42	38/44/45
7	C	2/10/24	81/91/91	73/84/84	83/80/84	8/7/7
7	D	2/10/24	84/89/95	55/59/60	61/58/52	29/30/35
8	C	2/10/24	66/80/83	66/80/83	>98/85/75	<2/<2/<2
8	D	2/10/24	36/36/38	36/36/38	92/91/91	<2/<2/<2
9	C	2/10/24	91/97/97	84/90/89	57/57/57	7/7/8
9	D	2/10/24	78/78/78	56/53/51	88/87/87	22/25/27

^a0.01 mmol catalyst (5 mol %) in ~1.5 mL C₆D₆, loosely capped vial. ^bDetermined by ¹H NMR spectroscopy of the reaction mixtures.

OHIPT ligand are the most consistently selective in the set of substrates that were explored. Mo(OHIPT) catalysts are suitable when the substrate has a trisubstituted internal double bond.

■ ASSOCIATED CONTENT

📄 Supporting Information

Experimental details for all metal complexes, 1,3-diene substrates, and homocoupled products; crystal parameters, and data acquisition parameters. This material is available free of charge via the Internet at <http://pubs.acs.org>.

■ AUTHOR INFORMATION

Corresponding Author

rrs@mit.edu

Notes

The authors declare no competing financial interest.

■ ACKNOWLEDGMENTS

We are grateful to the National Science Foundation (CHE-0841187 and CHE-1111133 to R.R.S.) and to the National Institutes of Health (Grant GM-59426 to R.R.S. and A.H.H.) for financial support. We thank the National Science Foundation for departmental X-ray diffraction instrumentation (CHE-0946721), Michael Takase for assistance with the crystallographic study, and Alejandro G. Lichtscheidl and Hyangsoo Jeong for samples of catalysts or catalyst precursors.

■ REFERENCES

(1) (a) Sun, L.; Feng, G.; Guan, Y.; Liu, Y.; Wu, J.; Dai, W.-M. *Synlett* **2009**, 2361. (b) Yamamoto, K.; Biswas, K.; Gaul, C.; Danishefsky, S. J. *Tetrahedron Lett.* **2003**, *44*, 3297. (c) Biswas, K.; Lin, H.; Njardarson, J. T.; Chappell, M. D.; Chou, T.-C.; Guan, Y.; Tong, W. P.; He, L.; Horwitz, S. B.; Danishefsky, S. J. *J. Am. Chem. Soc.* **2002**, *124*, 9825. (d) Basu, K.; Eppich, J. C.; Paquette, L. A. *Adv. Synth. Catal.* **2002**, *344*, 615. (e) Garbaccio, R. M.; Stachel, S. J.; Baeschlin, D. K.; Danishefsky, S. J. *J. Am. Chem. Soc.* **2001**, *123*, 10903. (f) Nicolaou, K. C.; Postema, M.

H. D.; Yue, E. W.; Nadin, A. J. *Am. Chem. Soc.* **1996**, *118*, 10335. (g) Cabrejas, L. M. M.; Rohrbach, D.; Wagner, D.; Kallen, J.; Zenke, G.; Wagner, J. *Angew. Chem., Int. Ed.* **1999**, *38*, 2443. (h) Lazarova, T. I.; Binet, S. M.; Vo, N. H.; Chen, J. S.; Phan, L. T.; Or, Y. S. *Org. Lett.* **2003**, *5*, 443.

(2) (a) Randl, S.; Lucas, N.; Connon, S. J.; Blechert, S. *Adv. Synth. Catal.* **2002**, *344*, 631. (b) Lee, H.-Y.; Kim, H. Y.; Tae, H.; Kim, B. G.; Lee, J. *Org. Lett.* **2003**, *5*, 3439. (c) Royer, F.; Vilain, C.; Elkaim, L.; Grimaud, L. *Org. Lett.* **2003**, *5*, 2007. (d) Lee, H.-Y.; Kim, B. G.; Snapper, M. L. *Org. Lett.* **2003**, *5*, 1855. (e) Lee, Y.-J.; Schrock, R. R.; Hoveyda, A. H. *J. Am. Chem. Soc.* **2009**, *131*, 10652. (f) Zhao, Y.; Hoveyda, A. H.; Schrock, R. R. *Org. Lett.* **2011**, *13*, 784.

(3) (a) Dewi, P.; Randl, S.; Blechert, S. *Tetrahedron Lett.* **2005**, *46*, 577. (b) Ferrie, L.; Amans, D.; Reymond, S.; Bellosta, V.; Capdevielle, P.; Cossy, J. *J. Organomet. Chem.* **2006**, *691*, 5456.

(4) Woerlee, E. F. G.; Bosma, R. H. A.; van Eijl, J. M. M.; Mol, J. C. *Appl. Catal.* **1984**, *10*, 219.

(5) Schrock, R. R. *Chem. Rev.* **2009**, *109*, 3211.

(6) (a) Ibrahim, I.; Yu, M.; Schrock, R. R.; Hoveyda, A. H. *J. Am. Chem. Soc.* **2009**, *131*, 3844. (b) Flook, M. M.; Jiang, A. J.; Schrock, R. R.; Müller, P.; Hoveyda, A. H. *J. Am. Chem. Soc.* **2009**, *131*, 7962. (c) Flook, M. M.; Gerber, L. C. H.; Debelouchina, G. T.; Schrock, R. R. *Macromolecules* **2010**, *43*, 7515. (d) Jiang, A. J.; Zhao, Y.; Schrock, R. R.; Hoveyda, A. H. *J. Am. Chem. Soc.* **2009**, *131*, 16630. (e) Marinescu, S. C.; Schrock, R. R.; Müller, P.; Takase, M. K.; Hoveyda, A. H. *Organometallics* **2011**, *30*, 1780. (f) Meek, S. J.; O'Brien, R. V.; Llaveria, J.; Schrock, R. R.; Hoveyda, A. H. *Nature* **2011**, *471*, 461. (g) Yu, M.; Wang, C.; Kyle, A. F.; Jakubec, P.; Dixon, D. J.; Schrock, R. R.; Hoveyda, A. H. *Nature* **2011**, *479*, 88. (h) Peryshkov, D. V.; Schrock, R. R.; Takase, M. K.; Müller, P.; Hoveyda, A. H. *J. Am. Chem. Soc.* **2011**, *133*, 20754. (i) Yu, M.; Ibrahim, I.; Hasegawa, M.; Schrock, R. R.; Hoveyda, A. H. *J. Am. Chem. Soc.* **2012**, *134*, 2788.

(7) Marinescu, S. C.; Levine, D.; Zhao, Y.; Schrock, R. R.; Hoveyda, A. H. *J. Am. Chem. Soc.* **2011**, *133*, 11512.

(8) (a) Schrock, R. R.; Luo, S.; Lee, J. C.; Zanetti, N. C.; Davis, W. M. *J. Am. Chem. Soc.* **1996**, *118*, 3883. (b) Fox, H. H.; Lee, J.-K.; Park, L. Y.; Schrock, R. R. *Organometallics* **1993**, *12*, 759. (c) Fox, H. H.; Wolf, M. O.; O'Dell, R.; Lin, B. L.; Schrock, R. R.; Wrighton, M. S. *J. Am. Chem. Soc.* **1994**, *116*, 2827. (d) Anders, U.; Nuyken, O.; Buchmeiser, M. R.; Wurst, K. *Angew. Chem., Int. Ed.* **2002**, *41*, 4044. (e) Anders, U.; Nuyken, O.;

- Buchmeiser, M. R.; Wurst, K. *Macromolecules* **2002**, *35*, 9029.
- (f) Buchmeiser, M. R. *Monatsh. Chem.* **2003**, *134*, 327.
- (9) Schrock, R. R.; Crowe, W. E.; Bazan, G. C.; DiMare, M.; O'Regan, M. B.; Schofield, M. H. *Organometallics* **1991**, *10*, 1832.
- (10) (a) Johnson, L. K.; Grubbs, R. H.; Ziller, W. J. *J. Am. Chem. Soc.* **1993**, *115*, 8130. (b) de la Mata, F. J.; Grubbs, R. H. *Organometallics* **1996**, *15*, 577.
- (11) Trnka, T. M.; Day, M. W.; Grubbs, R. H. *Organometallics* **2001**, *20*, 3845.
- (12) Funk, T. W.; Efskind, J.; Grubbs, R. H. *Org. Lett.* **2005**, *7*, 187.
- (13) Complete details are provided in the Supporting Information.
- (14) Marinescu, S. C.; King, A. J.; Schrock, R. R.; Singh, R.; Muller, P.; Takase, M. K. *Organometallics* **2010**, *29*, 6816 and references therein.
- (15) (a) Jiang, A. J.; Simpson, J. H.; Müller, P.; Schrock, R. R. *J. Am. Chem. Soc.* **2009**, *131*, 7770. (b) Schrock, R. R.; King, A. J.; Marinescu, S. C.; Simpson, J. H.; Müller, P. *Organometallics* **2010**, *29*, 5241.
- (16) Saltiel, J.; Wang, S.; Watkins, L. P.; Ko, D.-H. *J. Phys. Chem. A* **2000**, *104*, 11443.